




LM08

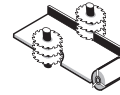
Ultra-thin kerf multiripping saw blades



Multiripping
Machines




Moulders




Cleaving
Machines



Softwood



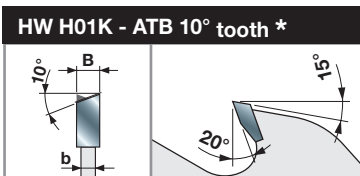
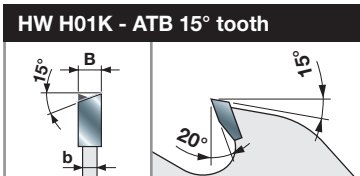
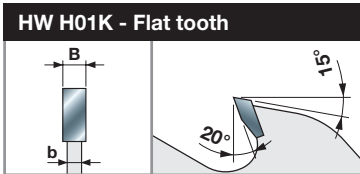
Hardwood



Multiripping



●●● Ultimate ●● High ● Good



Machines:

Multiripping machines and cleaving machines.

Materials:

Softwood and hardwood, both dried at max 10% humidity rate.

Applications:

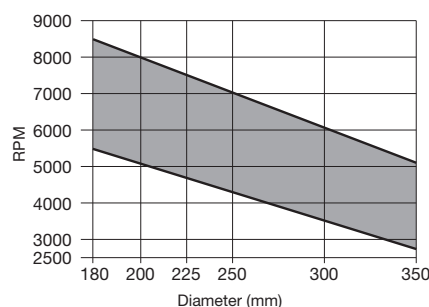
Multiripping and moulding.

Technical information:

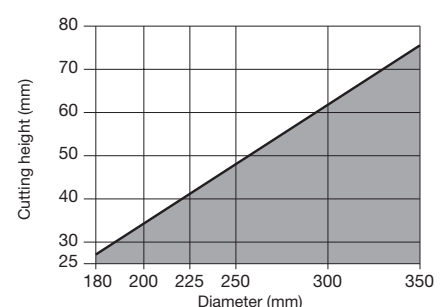
Ripping saw blades for minimum material waste. Reboring and optional keyways not available. A frequent blade cleaning is highly recommended to remove resin deposit.

D mm	B mm	b mm	d mm	Z	NL	Freud Code	Art. No.
180	1,5	1,0	40	24 P	2CH 12x5	LM08 0100	F03FS03169
180	1,5	1,0	60	24 P	FT 3/10/75	LM08 0200	F03FS03171
200	1,5	1,0	40	28 P	2CH 12x5	LM08 0300	F03FS03173
200	1,5	1,0	60	28 P	FT 3/10/75	LM08 0400	F03FS03176
200	1,5	1,0	60	36 ATB*	FT 3/10/75	LM08 0500	F03FS03179
200	1,7	1,2	50	36 ATB*	-	LM08 0600	F03FS03182
200	1,7	1,2	60	36 ATB*	FT 3/10/75	LM08 2800	F03FS03240
225	1,5	1,0	40	28 P	2CH 12x5	LM08 0700	F03FS03185
225	1,5	1,0	60	28 P	FT 3/10/75	LM08 0800	F03FS03188
225	1,5	1,0	70	28 P	2CH 21x5	LM08 0900	F03FS03191
225	1,5	1,0	40	36 ATB	2CH 12x5	LM08 1000	F03FS03194
225	1,5	1,0	60	36 ATB	FT 3/10/75	LM08 1100	F03FS03197
225	1,5	1,0	70	36 ATB	2CH 21x5	LM08 1200	F03FS03200
225	1,7	1,2	65	36 ATB	FT 3/10/80	LM08 1300	F03FS03203
250	1,7	1,2	40	24 P	2CH 12x5	LM08 1400	F03FS03206
250	1,7	1,2	60	24 P	FT 3/10/75	LM08 1500	F03FS03209
250	1,7	1,2	70	24 P	2CH 21x5	LM08 1600	F03FS03212
250	1,7	1,2	40	36 ATB*	2CH 12x5	LM08 1700	F03FS03215
250	1,7	1,2	60	36 ATB*	FT 3/10/75	LM08 1800	F03FS03218
250	1,7	1,2	70	36 ATB*	2CH 21x5	LM08 1900	F03FS03223
250	2,2	1,6	50	30 ATB*	2CH 21x5	LM08 2500	F03FS03237
250	2,2	1,6	60	30 ATB*	2CH 21x5	LM08 2600	F03FS03238
250	2,2	1,6	70	30 ATB*	2CH 21x5	LM08 2700	F03FS03239
255	1,7	1,2	70	24 P	2CH 21x5	LM08 2400	F03FS03236
280	2,2	1,6	60	36 ATB	FT 3/10/75	LM08 2200	F03FS03232
300	2,2	1,6	50	36 ATB	-	LM08 2000	F03FS03226
300	2,2	1,6	70	36 ATB	2CH 21x5	LM08 2300	F03FS03235
350	2,5	1,8	50	40 ATB	-	LM08 2100	F03FS03229

FT03 : 2/7/42 + 2/10/60



Minimum and maximum RPM based on the blade diameter.



Maximum depth of rip and crosscut based on the blade diameter.

● Solid wood