

**Machines:**

Squaring saws and horizontal panel sizing machines, hand-held circular saws.

**Materials:**

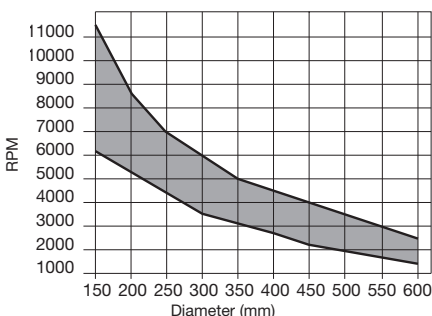
Softwood, hardwood, chipboard, plywood and MDF.

**Applications:**

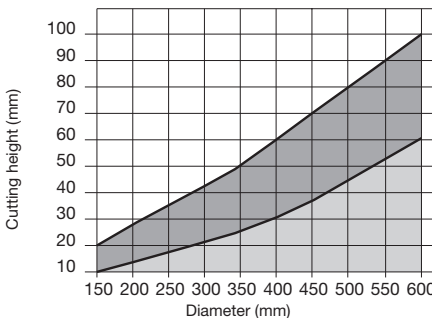
Ripping and crosscutting.

**Technical information:**

Saw blades suitable for ripping and crosscutting.



Minimum and maximum RPM based on the blade diameter.




Maximum depth of rip and crosscut based on the blade diameter.

● Solid wood    ● Wood-based materials

**LU2A**

**Saw blades for wood based panels ripping and crosscutting**



Ripping

Crosscutting



●●● Ultimate    ●● High    ● Good

**ATB 10° tooth (Fig. 1)**

D mm	B mm	b mm	d mm	Z	NL	Freud Code	Art. No.
150	3,2	2,2	30	24	2/7/42	LU2A 0100	F03FS04806
160	3,2	2,2	20	24	2/6/32	LU2A 0300	F03FS04809
180	3,2	2,2	20	24	2/6/32	LU2A 0400	F03FS04810
180	3,2	2,2	30	30	2/7/42	LU2A 0500	F03FS04811
190	3,2	2,2	30	30	2/7/42	LU2A 0600	F03FS04813
200	3,2	2,2	30	34	2/7/42	LU2A 0800	F03FS04817
200	3,2	2,2	35	34	-	LU2A 0900	F03FS04819
210	3,2	2,2	30	34	2/7/42	LU2A 1100	F03FS04822
216	3,2	2,2	30	34	-	LU2A 1200	F03FS04823
220	3,2	2,2	30	34	2/7/42	LU2A 1300	F03FS04824
230	3,2	2,2	30	34	2/7/42	LU2A 1500	F03FS04827
250	3,2	2,2	30	30	FT01	LU2A 1600	F03FS04828
250	3,2	2,2	30	40	FT01	LU2A 1700	F03FS04830
250	3,2	2,2	35	40	-	LU2A 1800	F03FS04832
250	3,2	2,2	80	40	-	LU2A 1880	F03FS09971
300	3,2	2,2	30	36	FT01	LU2A 1900	F03FS04834
300	3,2	2,2	30	48	FT01	LU2A 2100	F03FS04840
300	3,2	2,2	35	48	-	LU2A 2300	F03FS04843
315	3,2	2,2	30	48	FT01	LU2A 2400	F03FS04844
350	3,5	2,5	30	54	FT02	LU2A 2800	F03FS04849
350	3,5	2,5	35	54	-	LU2A 3000	F03FS04851
400	4,0	2,8	30	60	2/10/60	LU2A 3300	F03FS04856
400	4,0	2,8	35	60	-	LU2A 3400	F03FS04858
450	4,4	3,0	30	54	2/10/60	LU2A 3500	F03FS04860
450	4,4	3,0	30	66	2/10/60	LU2A 3600	F03FS04862
500	4,4	3,2	30	72	2/10/60 + 2/10/80	LU2A 3800	F03FS04865
550	4,8	3,5	30	84	2/10/60 + 2/10/80	LU2A 3900	F03FS04867
600	5,4	4	30	96	2/10/80	LU2A 4000	F03FS04868
735	6,0	4,4	30	72	2/8,5/90	LU2A 4200*	F03FS05908
760	6,2	4,5	30	72	2/8,5/90	LU2A 4300*	F03FS05903

\* HW K10S

**ATB 15° tooth (Fig. 2)**

D mm	B mm	b mm	d mm	Z	NL	Freud Code	Art. No.
160	3,2	2,2	20	18	2/6/32	LU2A 0200	F03FS04808
160	2,2	1,6	20	24	-	LU2A 0301	F03FS09233
200	3,2	2,2	30	24	2/7/42	LU2A 0700	F03FS04814
210	3,2	2,2	30	24	2/7/42	LU2A 1000	F03FS04821
230	3,2	2,2	30	24	2/7/42	LU2A 1400	F03FS04826
350	3,5	2,5	30	42	FT02	LU2A 2500	F03FS04845
350	3,5	2,5	35	42	-	LU2A 2600	F03FS04847
400	4,0	2,8	50	48	6/5,5/80 + 1/6/80	LU2A 3150	F03FS09578
400	4,0	2,8	30	48	2/10/60	LU2A 3100	F03FS04853
500	4,4	3,2	30	60	2/10/60 + 2/10/80	LU2A 3700	F03FS04864

FT01: 2/7/42 + 2/9/46,4 + 2/10/60 - FT02: 2/9/46,4 + 2/10/60