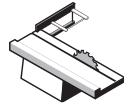


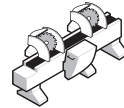


LU11

Saw blades to cut wood based frames



Squaring Saws



Double Head Cutting Machines



Softwood




Hardwood



MDF



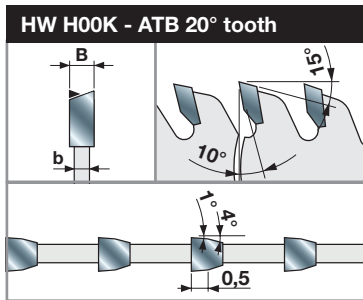
Crosscutting



Frames Cutting



●●● Ultimate ●● High ● Good



D	B	b	d	Z	NL	Freud Code	Art. No.
mm	mm	mm	mm				
200	2,95	2,5	30	64	2/7/42	LU11 0100	F03FS04673
250	2,95	2,5	20	80	2/6/32	LU11 0200	F03FS04675
250	2,95	2,5	30	80	FT02	LU11 0300	F03FS04677
250	2,95	2,5	30	96	FT02	LU11 0400	F03FS04679
275	2,95	2,5	20	84	2/6/32	LU11 0500	F03FS04681
300	2,95	2,5	30	96	FT02	LU11 0600	F03FS04682
300	2,95	2,5	30	112	FT02	LU11 0700	F03FS04684
330	3,45	3,0	30	96	FT02	LU11 0800	F03FS04686
350	3,45	3,0	30	108	FT02	LU11 0900	F03FS04688

FT02: 2/9/46,4 + 2/10/60

Machines:

Squaring saws and double head cutting machines.

Materials:

Softwood, hardwood and MDF.

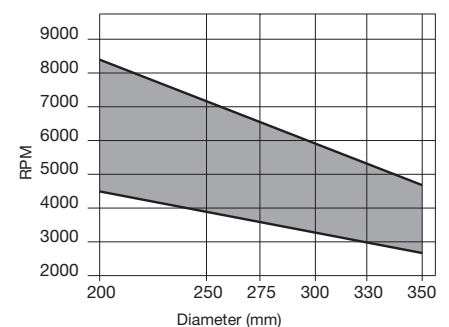
Applications:

Crosscutting and wood frames cutting.

Technical information:

Saw blades suitable for crosscutting of wooden frames or profiled items.

Splintering-free surface and perfect matching of the cut parts guaranteed also if painted, covered by chalk or other delicate and abrasive coatings.



Minimum and maximum RPM based on the blade diameter.