




LM05

Multiripping saw blades with rakers



Multiripping Machines



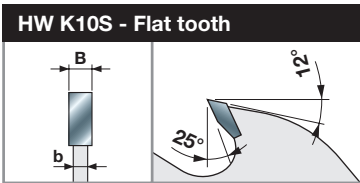
Softwood Hardwood



Multiripping



●●● Ultimate ●● High ● Good

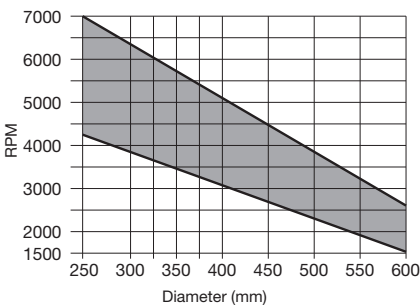


Machines:
Multiripping machines.

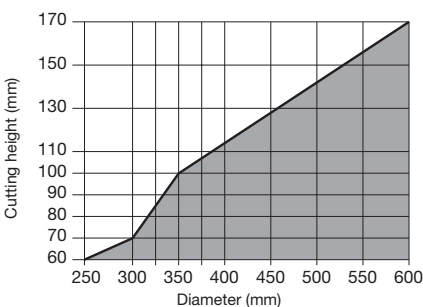
Materials:
Softwood and hardwood and long fibre wood.

Applications:
Multiripping.

Technical information:
Saw blades for ripping extra thick timber. Most suitable for cutting wood with humidity rate over 10%.



Minimum and maximum RPM based on the blade diameter.



Maximum depth of rip and crosscut based on the blade diameter.

D	B	b	d	Z	NL	Freud Code	Art. No.
mm	mm	mm	mm				
250	3,4	2,2	30	16+2+2	2CH 10x4 + FT02	LM05 0100	F03FS02973
250	3,4	2,2	60	16+2+2	4CH 21x5	LM05 0200	F03FS02975
250	3,4	2,2	70	16+2+2	4CH 21x5	LM05 0300	F03FS02977
250	3,4	2,2	80	16+2+2	2CH 13x5 + 2CH 21x5	LM05 0400	F03FS02979
300	3,4	2,2	30	20+2+2	2CH 10x4 + FT02	LM05 0500	F03FS02981
300	3,4	2,2	60	20+2+2	4CH 21x5	LM05 0600	F03FS02983
300	3,4	2,2	70	20+2+2	4CH 21x5	LM05 0700	F03FS02985
300	3,4	2,2	80	20+2+2	2CH 13x5 + 2CH 21x5	LM05 0800	F03FS02990
320	3,4	2,2	30	20+2+2	2CH 10x4 + FT02	LM05 0900	F03FS02993
320	3,4	2,2	80	20+2+2	2CH 13x5 + 2CH 21x5	LM05 1000	F03FS02995
350	3,7	2,5	30	20+2+4	2CH 10x4 + FT02	LM05 1100	F03FS02997
350	3,7	2,5	50	20+2+4	2CH 10x4	LM05 1200	F03FS02999
350	3,7	2,5	60	20+2+4	4CH 21x5	LM05 1300	F03FS03001
350	3,7	2,5	70	20+2+4	4CH 21x5	LM05 1400	F03FS03003
350	3,7	2,5	80	20+2+4	2CH 13x5 + 2CH 21x5	LM05 1500	F03FS03005
350	3,7	2,5	90	20+2+4	4CH 21x5	LM05 4100	F03FS03060
380	4,0	2,8	30	20+2+4	2CH 10x4 + FT02	LM05 1600	F03FS03007
380	4,0	2,8	70	20+2+4	4CH 21x5	LM05 1700	F03FS03009
380	4,0	2,8	80	20+2+4	2CH 13x5 + 2CH 21x5	LM05 1800	F03FS03011
400	4,0	2,8	30	24+2+4	2CH 10x4 + FT02	LM05 1900	F03FS03013
400	4,0	2,8	50	24+2+4	2CH 10x4	LM05 2000	F03FS03015
400	4,0	2,8	70	24+2+4	4CH 21x5	LM05 2100	F03FS03017
400	4,0	2,8	80	24+2+4	2CH 13x5 + 2CH 21x5	LM05 2200	F03FS03019
450	4,4	3,0	30	24+2+4	2CH 10x4 + FT02	LM05 2400	F03FS03023
450	4,4	3,0	50	24+2+4	2 CH 10x4	LM05 2500	F03FS03025
450	4,4	3,0	70	24+2+4	4CH 21x5	LM05 2600	F03FS03027
450	4,4	3,0	80	24+2+4	2CH 13x5 + 2CH 21x5	LM05 2700	F03FS03029
500	4,8	3,5	30	28+2+4	FT02+2CH 10x4	LM05 2900	F03FS03033
500	4,8	3,5	50	28+2+4	2CH 10x4	LM05 3000	F03FS03036
500	4,8	3,5	70	28+2+4	4CH 21x5	LM05 3100	F03FS03039
500	4,8	3,5	80	28+2+4	2CH 13x5 + 2CH 21x5	LM05 3200	F03FS03041
550	4,8	3,5	30	28+2+4	2CH 10x4 + FT02	LM05 3400	F03FS03045
550	4,8	3,5	50	28+2+4	2CH 10x4	LM05 3500	F03FS03047
550	4,8	3,5	70	28+2+4	4CH 21x5	LM05 3600	F03FS03050
550	4,8	3,5	80	28+2+4	2CH 13x5 + 2CH 21x5	LM05 3700	F03FS03052
600	5,2	3,5	30	32+2+4	2CH 10x4	LM05 4200	F03FS05860
600	5,2	3,5	35	32+2+4	2CH 21x5	LM05 4235	F03FS09976
600	5,2	3,5	80	32+2+4	4CH 21x5	LM05 3900	F03FS03056

FT02 : 2/9/46,4 + 2/10/60

● Solid wood