

minimax *line*

classic range and lab



joinery machines

REV. N. 01 - 03.2021 - MFC STUDIO



SCM GROUP SPA
via Casale 450 - 47826 Villa Verucchio, Rimini - Italy
tel. +39 0541 674111 - fax +39 0541 674274
scm@scmgroup.com
www.scmwood.com



00L0593173E



All “Made in SCM Italy”

From casting iron to finished product.

Come see our production plants and touch the quality of SCM machines; you will be our guest.



minimax
the passion that deserves professional products.

minimax is the line of professional machines for hobbyists and woodworkers, a point of reference for over 40 years worldwide. SCM's objective is to guarantee customers high quality technologies which meet their requirements in such a way as to make SCM the partner for any needs.

classic *and* lab

Essentiality and practicality.

universal combined machines

cu 410c
page 6



cu 300c
page 7



lab 300p
page 24



combined machines

st 3c
page 8



fs 41c
page 9



fs 30c
page 9



circular saws

sc 3c
page 10



sc 2c
page 11



spindle moulders

tw 45c
page 12



t 45c
page 13





App Thundercut

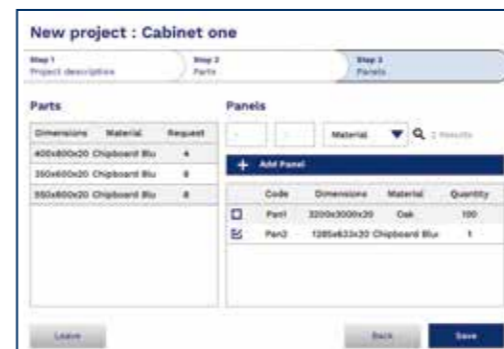
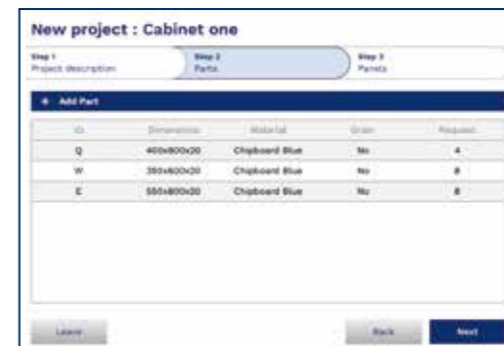

Technology at your fingertips

SCM Thundercut is the Optimizer/Sequencer App for mobile devices, that allows to optimize the panel surface and guides the operator through the cutting sequence.

High cut speed execution, less material waste and mistake odds minimized, even for not skilled workers!

Download it now from the AppStore and Google Play:

SCM Thundercut  



You can manage your circular saws fleet, the material warehouse and many project you are working on.

The 3D sequencer, thanks to its simple and clear design, suggest the ideal settings of the machine for every single cut to be executed.

The App is available for circular saws, circular saws with movable blade unit, saw-shaper combination machines and universal combination machines (you will find the QR code to activate the App in each new machine).

classic
universal
combined machines
cu 410c
cu 300c



		cu 410c	cu 300c
Planer useful working width	mm	410	300
Total length of surfacing tables	mm	1800	1510
Max. saw blade diameter with scoring blade installed	mm	315	315
Squaring stroke	mm	1660 ÷ 2660	1660 ÷ 2660
Max. spindle length	mm	100	100
Three-phase motors starting from	kW/Hz	5 (6) / 50 (60)	5 (6) / 50 (60)

Find the complete technical specification at page 18



Squaring Frame and Fence
maximum performance



Saw Unit
performance without limits



Surfacing Tables Opening
exceptional accessibility



5 kW Power
provided as standard



**SCM
Thundercut
Optimizer/
Sequencer App**

The best price to performances ratio with the essentiality and practicality required by DIY woodworkers and craftsmen.

classic combined machines

st 3c
fs 41c
fs 30c

saw-spindle moulder
surfacing-thicknessing planers



		st 3c	fs 41c	fs 30c
Max. saw blade diameter with scoring blade installed	mm	315	-	-
Squaring stroke	mm	1660 ÷ 2660	-	-
Max. spindle length	mm	100	-	-
Planer useful working width	mm	-	410	300
Cutter block diameter (mm)/no. of standard knives	mm/n.	-	72 / 3	72 / 3
Total length of surfacing tables	mm	-	1800	1510
Min. ÷ max. working height on thicknesser	mm	-	3 ÷ 230	3 ÷ 230
Three-phase motors starting from	kW/Hz	5 (6) / 50 (60)	4 (4,8) / 50 (60)	4 (4,8) / 50 (60)

Find the complete technical specification at page 18



Squaring Frame and Fence
maximum performance




Saw Unit
performance without limits



SCM Thundercut
Optimizer/
Sequencer App



Planer Cutter Block
best result



Surfacing Fence
absolute rigidity

Compact and highly precise solutions with a low investment.

classic
circular saws
sc 3c
sc 2c



	sc 3c	sc 2c
Max. saw blade diameter with scoring blade installed	mm 315	315
90°/45° max. saw blade projection from table	mm 100 / 79	100 / 79
Cutting width on parallel fence	mm 900 ÷ 1270	900 ÷ 1270
Squaring stroke	mm 2310 ÷ 2660	1660
Three-phase motors starting from	kW/Hz 5 (6) / 50 (60)	4 (4,8) / 50 (60)

Find the complete technical specification at page 18



Saw Unit
performance without limits



Digital Readout
high-tech devices



Sliding Table
exclusive



SCM Thundercut
Optimizer/
Sequencer App

Compact and highly precise solutions with a low investment for DIY woodworkers and craftsmen.

classic
 spindle moulders
 tw 45c with fixed or tilting spindle
 t 45c with fixed spindle




	tw 45c	t 45c
Max. useful spindle length	mm 100	100
Max. tool diameter when profiling	mm 210	210
Max. tool diameter lowered under the table at 90°	mm 180	180
Max. tool diameter when tenoning	mm 275	-
Three-phase motors starting from	kW/Hz 5 (6) / 50 (60)	5 (6) / 50 (60)

Find the complete technical specification at page 18



Spindle Moulder
any type of machining



Frame Support
optimal support



Table Extensions
optimal support

Versatility and ease of use of the spindle moulders,
 ideal for DIY woodworkers and craftsmen.

classic operating groups



The new **scoring unit** can be supplied on request and **can easily be adjusted from outside the machine.**

A clean machine environment facilitates maintenance avoiding mechanical breakdowns of the units and improving the machine's precision and reliability over time. Very high effective saw unit exhaust hood: the tests carried out by Scm's studies highlighted a **maximum dust emission level 90% lower with respect to the maximum level allowed by the European safety regulations!**

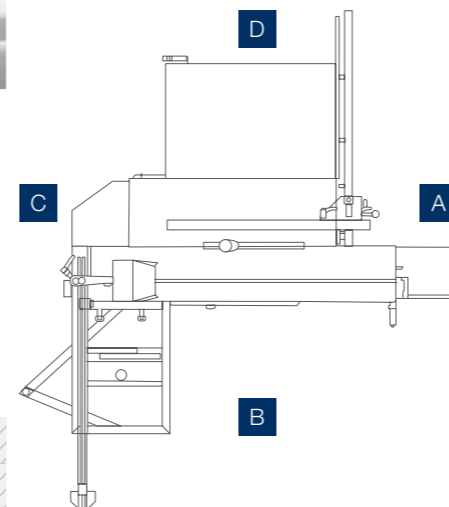
Machining	Maximum value according to the CE norms	Position A	Position B	Position C	Position D
Strips cut	2 mg/m ³	0.08 mg/m ³	0.10 mg/m ³	0.04 mg/m ³	0.16 mg/m ³



performance without limits

Saw Unit.

Incredible cutting of both very thick solid wood and panels, even those veneered, thanks to the new saw unit with a blade that has a maximum diameter of 315 mm with the scoring blade installed.



exclusive

Sliding Table.

Easier and more precise cutting is possible due to a perfectly stable support that is guaranteed, even for large work pieces, by the **wide sliding table** and the **large squaring frame fence provided as standard. Top quality precision, smooth and silent action, self-cleaning dustproof system, long lasting accuracy, no adjustments required.** The sliding table is made of extruded anodized aluminum with a closed honeycomb structure. The sliding table runs on an exclusive slide way system consisting of calibrated and hardened F550 SX steel guides.

maximum performance as standard

Squaring Frame and Fence.

The **sc 2c** squaring frame (A) is complete with a telescopic fence with a retractable stop. The other classic machines (B) are equipped with a **large squaring frame (960 x 600 mm)** complete with:

- telescopic fence with 2 flip-over stops
- eccentric clamp
- telescopic swinging arm support

cu 300c and **cu 410c** are equipped with a saw-planer multifunction fence, designed to be easily positioned and removed to allow **rapid work changeover.** Precise and rapid positioning with the parallel fence with a **round sliding bar**, in rectified steel and complete with "high rigidity" cast iron support, standard for all the other Classic machines. (see picture)



classic operating groups



optimal planing
Planer Cutter Block.
 The planer unit in the standard version has a 72 mm diameter cutter block with 3 knives (the optional "Tersa" cutter block is available with quick tightening knives and automatic adjustment). For an impeccable result, the pressure of the thicknesser feed rollers can be adjusted according to the type of wood machined. The thicknesser infeed roller (A) has **helical tooting** to guarantee strong, constant work piece feed. In contrast, the sandblasted steel outfeed roller (B) maintains the perfect post-machining finish.



absolute rigidity
Surfacing Fence.
 Very high rigidity of the **fs 30c** and **fs 41c** surfacing fences made of extruded aluminum with respectively 1300 and 1670 mm length.



exceptional accessibility
Surfacing Tables Opening.
 Thicknessing is more comfortable: during the changeover from surfacing to thicknessing **the surfacing tables open towards the inside of the machine, with a 90° angle, and simultaneously.** Work pieces with a maximum height of 230 mm can be machined to the thicknesser. **The new design of the dust conveyor, protecting the cutter block, is specifically intended to further increase system safety and efficiency.**



professional and very sturdy
Spindle Moulder Unit.
 The unit has a cast iron structure. It is closed off by a cast iron "cup" to **protect mechanical components inside the machine** from sawdust, shavings and dirt. **Precise and safe machining** with the spindle moulder fence with micrometric adjustment complete with vertical and horizontal pressers.

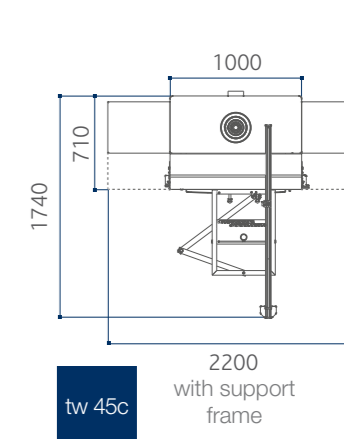
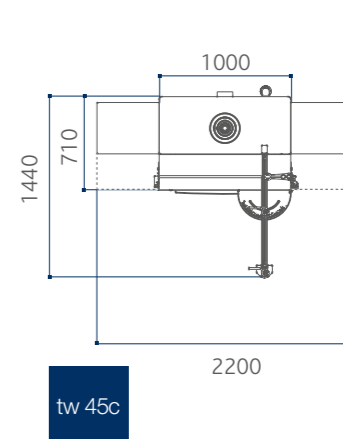
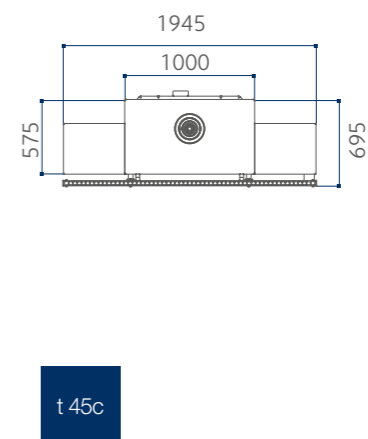
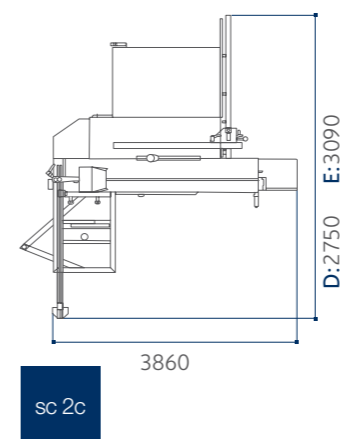
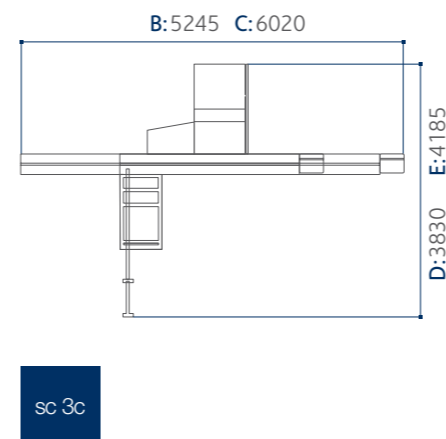
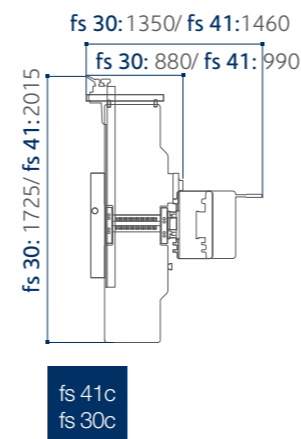
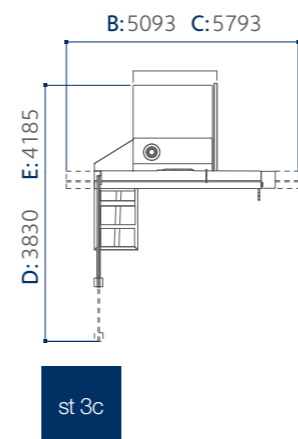
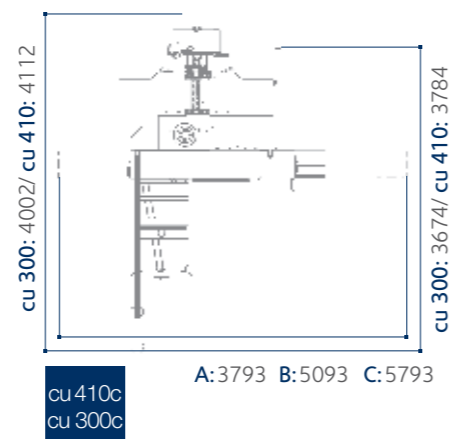


On request, it is available the 45° tilting spindle, toward the inside of the machine (for **st 3c** and **tw 45c** only).

customisable for any requirement
Table Extensions and Frame Support.
 On **t 45c**, the table extensions at outfeed and infeed and the telescopic front support with support rollers (options) make easier the machining of large dimensions work pieces.
 The 270 mm sliding table on **tw 45c**, provides a greater support, very useful also for tenoning. Precise cuttings, even for large work pieces, with the support frame (option) with telescopic fence.



classic dimensions and technical data



- A with wagon 1600 mm
 - B with wagon 2250 mm
 - C with wagon 2600 mm
 - D with 900 mm cutting width*
 - E with 1270 mm cutting width*
- *at the parallel fence

	cu 410c	cu 300c	st 3c	fs 41c	fs 30c	sc 3c	sc 2c	tw 45c	t 45c
planer									
Working width	mm	410	300	-	410	300	-	-	-
Cutter block diameter (mm)/no. of standard knives	mm/n.	72 / 3	72 / 3	-	72 / 3	72 / 3	-	-	-
Dimensions of standard knives	mm	410 x 30 x 3	300 x 30 x 3	-	410 x 30 x 3	300 x 30 x 3	-	-	-
Max. stock removal	mm	4	4	-	4	4	-	-	-
Surfacing tables total length	mm	1800	1510	-	1800	1510	-	-	-
Thicknessing table dimensions	mm	410 x 605	300 x 585	-	410 x 605	300 x 585	-	-	-
Feed speed on thickneser	m/min	7	7	-	7	7	-	-	-
Min. ÷ max. working height on thickneser	mm	3 ÷ 230	3 ÷ 230	-	3 ÷ 230	3 ÷ 230	-	-	-
circular saw									
Cast iron saw-spindle moulder worktable dimensions	mm	1115 x 335	1115 x 335	1115 x 430	-	840 x 560	1020 x 325	-	-
Saw blade tilting		90° ÷ 45°	90° ÷ 45°	90° ÷ 45°	-	90° ÷ 45°	90° ÷ 45°	-	-
Max. saw blade diameter with scoring blade installed	mm	315	315	-	-	315	315	-	-
Max. saw blade projection from table at 90°/45°	mm	100 / 79	100 / 79	-	-	100 / 79	100 / 79	-	-
Squaring stroke	mm	1660 ÷ 2660	1660 ÷ 2660	1660 ÷ 2660	-	2310 ÷ 2660	1660	-	-
Cutting width on parallel fence	mm	900	820	900 ÷ 1270	-	900 ÷ 1270	900 ÷ 1270	-	-
spindle moulder									
Max. useful spindle length	mm	100	100	100	-	-	-	100	100
Spindle moulder speed (at 50 Hz)	rpm	3500 / 7000 / 10.000	3500 / 7000 / 10.000	3500 / 7000 / 10.000	-	-	-	3500 / 7000 / 10.000	3500 / 7000 / 10.000
Max. tool diameter when profiling	mm	210	210	210	-	-	-	210	210
Max. diameter of tool lowered under the table at 90°	mm	180	180	180	-	-	-	180	180
Max. tool diameter when tenoning	mm	275	275	275	-	-	-	275	-
other technical features									
Three-phase motors 4 kW (5,5 hp) 50 Hz - 4,8 kW (6,5 hp) 60 Hz		-	-	-	S	S	-	S	-
Three-phase motors 5 kW (6,6 hp) 50 Hz - 6 kW (8 hp) 60 Hz		S	S	S	O	O	S	O	S
Single-phase motors 2,2 kW (3 hp) 50 Hz		O	O	O	O	O	O	O	O
Single-phase motors S1 3,6 kW (4,8 hp) 60 Hz		O	O	O	O	O	O	O	O
Exhaust outlets diameter	mm	120	120	120	120	120	120	120	120

- S Standard
- O Option


classic
main
optional
devices

tablet holder on the
sliding carriage
Compatible with tablets from 8" to 11".



cast iron mortiser
Drilling holes and mortises are
easily carried out. Complete with
exhaust hood, 120 mm diameter
and 16 mm chuck.

"Xylent" spiralknife cutter block
with 3 series of knives
The 3 spiralknives give an exceptional finish.
Reduced noise during machining provides a
more comfortable working environment.
It also improves the dust extraction due to the
production of very small chips. Each cutter has
4 tips which can be rotated into the cutting
position when worn. Therefore increasing
the production life of the cutter block before
knives require replacement.



angular cutting device with flip-over stops
To rapidly perform mitre cuts without moving the squaring fence.
Recommended for mitre cuts on small work pieces.



overhead blade protection
For totally safe machining.



self-centering chuck
0-16 mm "Wescott" type
The mortiser spindles can be rapidly
substituted without the necessity
of adjustment.



maintenance case for
"Xylent" spiralknife
Complete with:
- 1 cleaning/degreasing liquid bottle for
the resins cleaning
- 1 set dynamometric key
- 2 bit Torx
- 10 inserts
- 5 screws
- 1 brass bristle brush to clean the spindle
with mounted in inserts
- 1 steel bristle brush to clean the inserts
 housings



digital readout for
the fence position
on the parallel
fence
It allows precise
positioning with the
magnetic strip sensor.



professional
fences unit
For the saw and surfacing
planer. Designed to be
easy to remove and to
allow a rapid changeover
from one type of
operation to another.

gravitational handwheel
Handwheel with gravitational numerical
readout for the thickening
table positioning.



"Tersa" cutter block
Automatic knives clamping by means of the
centrifugal force ensures safe and precise
machining. The system, without fixing
screws, makes knives
substitution extremely fast.





three movement adjustable spindle moulder fence
The spindle moulder fence can be easily removed and re-positioned without losing the working position, thanks to the memory system. The fence, besides, uses an adjustment system through rack and it has a mechanical readout. The maximum tool capacity during profiling is of 210 mm diameter.



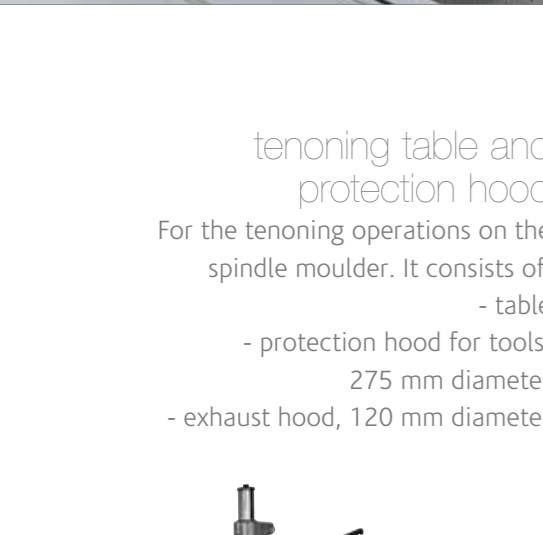
A



B

interchangeable spindle (A)
For a very quick spindle substitution. Among the spare spindle, it is available also the spindle for router bits. (B)

classic main optional devices



tenoning table and protection hood
For the tenoning operations on the spindle moulder. It consists of:
- table
- protection hood for tools, 275 mm diameter
- exhaust hood, 120 mm diameter



"minimax ease" mobile trolley for accessories
Designed to store various accessories such as: surfacing fence, squaring fence, spindle moulder fence, spindle shafts, etc.
It consists of:
- upper table with bakelite surface that can be used also with piece support during processing
- two shelves with rubber surface
- rotating wheels with locking device



electric pre-setting and flip over support for feeder
This solution allows a total exclusion of the device and prevents interference with other parts of the machine.



additional table on the sliding carriage
For the support of large dimensioned panels.

S Standard
O Option

	cu 410c	cu 300c	st 3c	fs 41c	fs 30c	sc 3c	sc 2c	tw 45c	t 45c
"SCM Thundercut" Optimizer/Sequencer App	S	S	S	-	-	S	S	-	-
Tablet holder on the sliding carriage	O	O	O	-	-	O	O	-	-
Angular cutting device with flip-over stops	O	O	O	-	-	O	O	-	-
Digital readout for the fence position on the parallel fence	-	-	O	-	-	O	O	-	-
Additional table on the sliding carriage	O	O	O	-	-	O	O	-	-
Overhead blade protection	-	-	O	-	-	O	O	-	-
Professional guides unit	O	O	-	-	-	-	-	-	-
"Tersa" cutter block	O	O	-	O	O	-	-	-	-
"Xylent" spiralknife cutter block with 3 series of knives	O	O	-	O	O	-	-	-	-
Maintenance case for "Xylent" spiralknife	O	O	-	O	O	-	-	-	-
Cast iron mortiser	O	O	-	O	O	-	-	-	-
Self-centering chuck 0-16 mm "Wescott" type	O	O	-	O	O	-	-	-	-
Three movement adjustable spindle moulder fence	-	-	-	-	-	-	-	O	O
Tenoning table and protection hood	O	O	O	-	-	-	-	O	-
Electric pre-setting and flip over support for feeder	O	O	O	-	-	-	-	-	-
Interchangeable spindle	O	O	O	-	-	-	-	O	O
Wheels for machine movement	O	O	O	O	O	-	-	-	-
Dado set	O	O	-	-	-	O	-	-	-
Gravitational handwheel	O	O	-	O	O	-	-	-	-

universal
combined machine
lab 300p



	lab 300p	
Planer useful working width	mm	300
Total length of surfacing tables	mm	1300
Max. saw blade diameter with scoring blade installed	mm	315
Squaring stroke	mm	1660
Max. spindle length	mm	100
Three-phase motors starting from	kW/Hz	4 (4,8) / 50 (60)

Find the complete technical specification at page 28



Saw Unit
best cutting



Spindel Moulder
superior performances



Surfacing Tables Lifting
higher efficiency



**SCM
Thundercut
Optimizer/
Sequencer App**

Once there was the combined machine, now Minimax has defined the most advanced technological standards in terms of precision, reliability and safety.

lab300p operating groups



best cutting Saw Unit.

New saw unit with a **blade that has a maximum diameter of 315 mm with the scoring blade installed.** The new scoring unit can be supplied on request and **can easily be adjusted from outside the machine.**



Easier, more precise cutting is possible thanks to perfectly stable support guaranteed, even for large work pieces, by the **270 mm wide sliding table.**



superior performances


Spindle Moulder.

The unit (A) has a spindle with a useful working length of 100 mm. A tool with a maximum diameter of 180 mm can be retracted under the worktable. For machine maximum safety and increased flexibility, a **spindle moulder protective hood for shaping (B) is supplied as standard.**



Cast iron mortiser.

Drilling holes and mortises are easily carried out. Complete with exhaust hood, 120 mm diameter and 16 mm chuck. *(option)*



optimal planing

Planer Cutter Block.

The planer unit in the standard version has a 72 mm diameter cutter block with 3 knives (the optional "Tersa" cutter block is available with quick tightening knives and automatic adjustment). For an impeccable result, the pressure of the thicknesser feed rollers can be adjusted according to the type of wood machined. The thicknesser infeed roller (A) **has helical toothing** to guarantee strong, constant work piece feed. In contrast, the sandblasted steel outfeed roller (B) maintains the perfect post-machining finish.



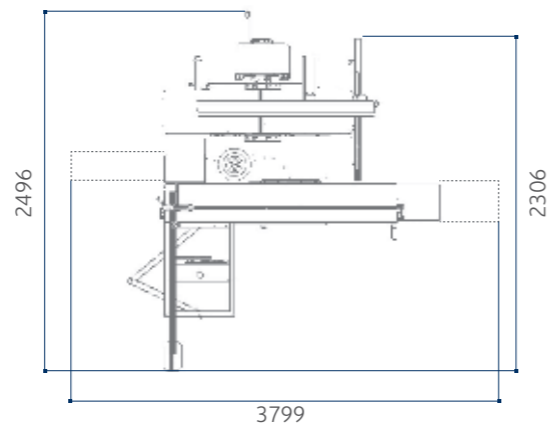
higher efficiency

Surfacing Tables Lifting.

During the changeover from surfacing to thickening the **surfacing tables open towards the inside of the machine with a 90° angle**, facilitating thickening. Work pieces with a maximum height of 220 mm can be machined to the thicknesser. The **new design of the dust-conveyor**, protecting the cutter block, is specifically intended to **further increase system safety and efficiency.**



lab 300p dimensions and technical data



S Standard
O Option

		lab 300p
planer		
Working width	mm	300
Cutter block diameter (mm)/no. of standard knives	mm/n.	72 / 3
Dimensions of standard knives	mm	300 x 30 x 3
Max. stock removal	mm	3
Surfacing tables total length	mm	1300
Thickening table dimensions	mm	300 x 450
Feed speed on thickener	m/min	7
Min. ÷ max. working height on thickener	mm	3 ÷ 220
circular saw		
Cast iron saw-spindle moulder worktable dimensions	mm	1020 x 325
Saw blade tilting		90° ÷ 45°
Max. saw blade diameter with scoring blade installed	mm	315
Max. saw blade projection from table at 90°/45°	mm	100 / 79
Squaring stroke	mm	1660
Cutting width on parallel fence	mm	800
spindle moulder		
Max. useful spindle length	mm	100
Spindle moulder speeds (at 50 Hz)	rpm	3500 / 7000 / 10.000
Max. tool diameter when profiling	mm	210
Max. diameter of tool lowered under the table at 90°	mm	180
Max. tool diameter when tenoning	mm	275
other technical features		
Three-phase motors 4 kW (5,5 hp) 50 Hz - 4,8 kW (6,5 hp) 60 Hz		S
Single-phase motors 2,2 kW (3 hp) 50 Hz		O
Single-phase motors S1 3,6 kW (4,8 hp) 60 Hz		O
"SCM Thundercut" Optimizer/Sequencer App		S
Exhaust outlets diameter	mm	120



lab 300p main optional devices

tenoning table and protection hood
For the tenoning operations on the spindle moulder. It consists of:

- table
- protection hood for tools, 275 mm diameter
- exhaust hood, 120 mm diameter




"Tersa" cutter block
Automatic knives clamping by means of the centrifugal force ensures safe and precise machining. The system, without fixing screws, makes knives substitution extremely fast.



self-centering chuck
0-16 mm "Wescott" type
The mortiser spindles can be rapidly substituted without the necessity of adjustment.



tablet holder on the sliding carriage
Compatible with tablets from 8" to 11".



angular cutting device with flip-over stops
To rapidly perform mitre cuts without moving the squaring fence. Recommended for mitre cuts on small work pieces.



electric pre-setting and flip over support for feeder
This solution allows a total exclusion of the device and prevents interference with other parts of the machine.



"Xylent" spiralknife cutter block with 3 series of knives
The 3 spiralknives give an exceptional finish. Reduced noise during machining provides a more comfortable working environment. It also improves the dust extraction due to the production of very small chips. Each cutter has 4 tips which can be rotated into the cutting position when worn. Therefore increasing the production life of the cutter block before knives require replacement.

gravitational handwheel
Handwheel with gravitational numerical readout for the thickening table positioning.



additional table on the sliding carriage
For the support of large dimensioned panels.



professional fences unit
For the saw and surfacing planer. Designed to be easy to remove and to allow a rapid changeover from one type of operation to another.



maintenance case for "Xylent" spiralknife
Complete with:

- 1 cleaning/degreasing liquid bottle for the resins cleaning
- 1 set dynamometric key
- 2 bit Torx
- 10 inserts
- 5 screws
- 1 brass bristle brush to clean the spindle with mounted in inserts
- 1 steel bristle brush to clean the inserts housings

"minimax ease" mobile trolley for accessories
Designed to store various accessories such as: surfacing fence, squaring fence, spindle moulder fence, spindle shafts, etc.
It consists of:

- upper table with bakelite surface that can be used also with piece support during processing
- two shelves with rubber surface
- rotating wheels with locking device



PROMPT AND EXPERT TECHNICAL SUPPORT THROUGH A NETWORK OF 1000 TECHNICIANS AND AN INVENTORY OF 36,000 SPARE PARTS.

HIGHLY SPECIALISED TECHNICIANS, EFFICIENT MANAGEMENT AND 6 SPARE PARTS BRANCHES AROUND THE WORLD GUARANTEE A CLOSE, SAFE AND EFFECTIVE TECHNICAL SUPPORT.

SERVICE

SCM provides a service that goes beyond the purchase, to guarantee the long term performance of your technological production system and peace of mind for your business.

A COMPLETE RANGE OF AFTER-SALES SERVICES

- installation and start-up of machines, cells, lines and systems
- tailored training programs
- telephone support to reduce times and costs when machines are not working
- preventive maintenance programs to guarantee long term performance
- complete renovation of machines and plants to renew the added value of the investments
- custom upgrading to update machines and plants and meet new production requirements



SPARE PARTS

SCM Group can count on 140 spare parts professionals worldwide to meet any request with real time shipments.



36,000 SPARE PARTS

Our spare parts inventory, with a value of 12 million euros, covers every single machine



SPARE PARTS GUARANTEED

We guarantee also hard to find parts, with 3,5 million euros invested in "critical" spare parts.



IMMEDIATE AVAILABILITY

Over 90% of orders received are carried out the same day thanks to the huge inventory available.



6 BRANCHES AROUND THE WORLD

The spare parts service can count on worldwide support (Rimini, Singapore, Shenzhen, Moscow, Atlanta, São Bento do Sul)



500 SHIPMENTS A DAY



THE STRONGEST WOOD TECHNOLOGIES ARE IN OUR DNA

SCM. A HERITAGE OF SKILLS IN A UNIQUE BRAND

Over 65 years of success gives SCM the centre stage in woodworking technology. This heritage results from bringing together the best know-how in machining and systems for wood-based manufacturing. SCM is present all over the world, brought to you by the widest distribution network in the industry.

65+ years history

3 main production sites in Italy

300.000 square metres of production space

20.000 machines manufactured per year

90% export

20 foreign branches

400 agents and dealers

500 support technicians

500 registered patents

In SCM's DNA also strength and solidity of a great Group. The SCM Group is a world leader, manufacturing industrial equipment and components for machining the widest range of materials.

SCM GROUP, A HIGHLY SKILLED TEAM EXPERT IN INDUSTRIAL MACHINES AND COMPONENTS

INDUSTRIAL MACHINERY

Stand-alone machines, integrated systems and services dedicated to processing a wide range of materials.



WOODWORKING TECHNOLOGIES



TECHNOLOGIES FOR PROCESSING COMPOSITE MATERIALS, ALUMINIUM, PLASTIC, GLASS, STONE, METAL

INDUSTRIAL COMPONENTS

Technological components for the Group's machines and systems, for those of third-parties and the machinery industry.



SPINDLES AND TECHNOLOGICAL COMPONENTS



ELECTRIC PANELS



METALWORK



CAST IRON





Company of the Scm Group
registered office:
via Emilia, 77
47921 Rimini, Italia
T. +39 0541 700111
F. +39 0541 700232
sales office:
via Casale, 450
47826 Villa Verucchio, Rimini, Italia
T. +39 0541 674111
F. +39 0541 674274
scm@scmgroup.com
www.scmwood.com

Scm Industria Spa
Professional Workshop Machinery
via Valdicella, 7
47892 Gualdicciolo,
Repubblica di San Marino
scm@scmgroup.com
sales dept. Italy:
T. +378 0549 876911
F. +378 0549 999604
foreign sales dept.:
T. +39 0541 674111
F. +39 0541 674274
www.scmwood.com

The motors powers in this catalogue are expressed in S6,
except where otherwise specified. In this catalogue, machines
are shown in CE configuration and with options. We reserve
the right to modify technical specifications without prior
notice, provided that such modifications do not affect
safety as per CE norms.

rev.01
03/2021

Mic Studio

