

# olimpic 300

automatic edge bander

edge banders - sizing edge banders



REV. N.00 - 09.2023



SCM GROUP SPA  
via Casale 450 - 47826 Villa Verucchio, Rimini - Italy  
tel. +39 0541 674111 - scm@scmgroup.com  
www.scmwood.com



00L0877544F



# THE PERFORMANCE YOU WERE WAITING FOR

A QUALITY LEAP IN EDGEBANDING



The entry level edge bander in the olimp range, designed to meet the demands of joinery workshops. Compact, sturdy, and easy to use, capable of continual quality performance.

## QUALITY



Sturdy framework to ensure reliability and repeatability in machining.

**3-roller** pressure conveyor to improve adhesion of the edge to the panel. Pressure adjustment by means of numeric indicator.

Possibility of using **EVA** or **PUR** glue thanks to the **SGP-E** glue pot with manual glue dosing. Simple maintenance with discharge of unused glue from below.

## FLEXIBILITY



Machining of **2 true radii** with simple and fast automatic settings thanks to the new Chamfering and Edge Scraping units (in T-ER1 EXTRA composition).

**Differentiated machining between the top and bottom sides of the panel.**

Edging of narrow panels up to **70 mm** and gluing of solid wood lipping with a thickness of up to **6 mm**. Chamfering of panel even with NO edge and 45° edge chamfering.

## USER-FRIENDLY



**Large touch control panels** and **Maestro active edge software** offer the operator an efficient and intuitive work experience, as well as providing **connectivity** and **synchronization** to company systems.

Creation of **customised programmes** to minimise setup times.

# OVERVIEW OF TECHNICAL FEATURES

olimpic 300

DETAILS THAT MAKE THE DIFFERENCE

## EXTRA VERSION



**SP-M brushes**  
Unit with 2 independent motors for edge cleaning and polishing.



**Nesting kit**  
To process panels coming from nesting cycle.



**RT-V1 premilling unit**  
A perfect panel surface for an excellent joint line.



**Preheating lamp**  
For excellent edgebanding even at low room temperature.



**RC-N glue scraping unit**  
It eliminates any glue excessing in the joint between edge and panel. Nesting processing.



eye-S Compact 15"



**SGP-E glue pot**  
Perfect joint line and use of EVA and PUR glue.



**RAS-R edge scraping unit**  
Simple and quick changeover between 2 radii.



**Round 1-V unit**  
Rounding of straight or shaped corners of up to 60mm thick panels; separate machining of front and rear corners. Possibility of machining separate front and rear corners. Motor changeover for processing the second radius.



**SR-V Trimming-Chamfering unit**  
Machining of two radii, thin edge and solid wood lipping with automatic unit setup.



**K-2 Radius end cutting unit**  
Cut and radius in a single operation.



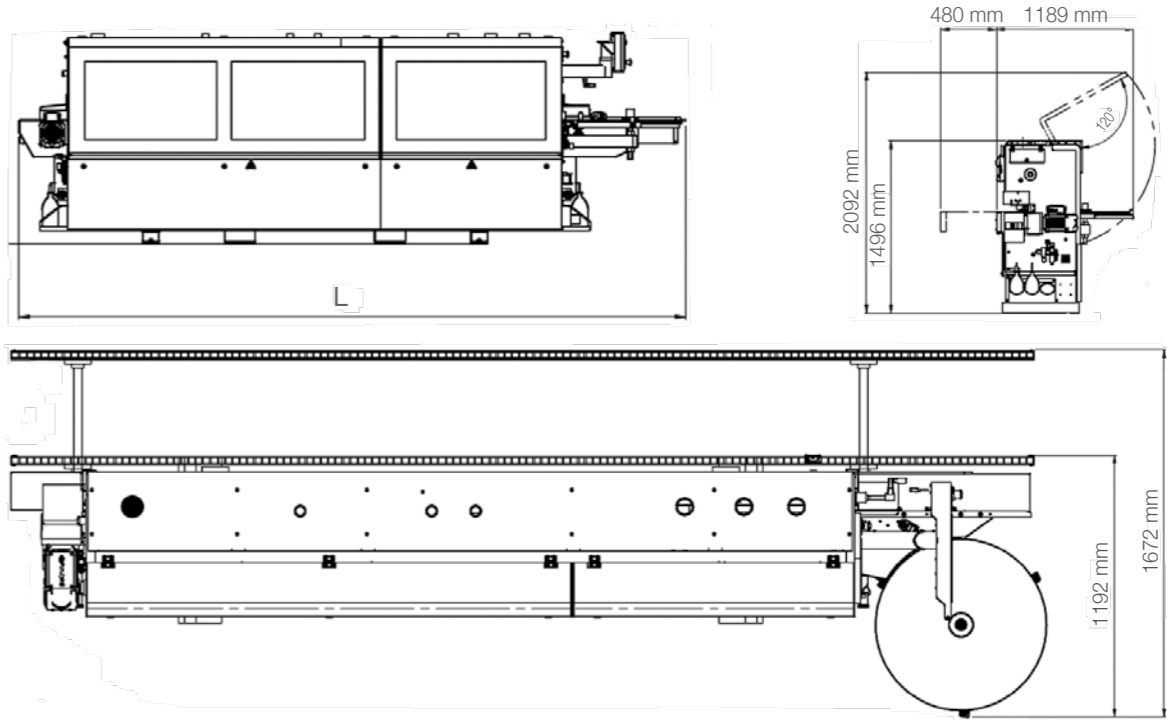
Pressure rollers

# MAESTRO ACTIVE EDGE

# LAYOUT AND COMPOSITIONS olimpic 300



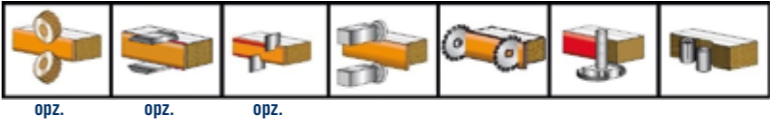
eye-S Compact 15"



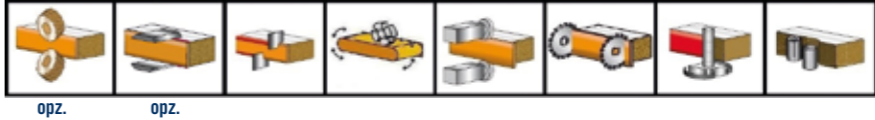
HMI unified for all SCM machines. A software that assists the operator starting from the editing to the execution of the edgebanding programs.

- **EASY TO USE:** immediate interface with use via touch screen. Graphics and icons designed for easy and comfortable navigation;
- **ZERO ERRORS:** thanks to embedded help and reset procedures that reduce the possibility of error of the operator;
- **MAXIMUM CONTROL OF PERFORMANCE** thanks to the integrability of the production reporting to any business management system;
- **ADVANCED PRODUCTION ORGANIZATION:** possibility of configuring multiple users with different roles and different responsibilities.

olimpic 300 T



olimpic 300 T-ER1



olimpic 300 T-ER1 EXTRA



eye-S Compact 10"



TECHNICAL DATA		
Feed speed	m/min	10
Panel thickness	mm	8 - 60
Minimum panel width	mm	70
Edge thickness	mm	0,3 - 3 (6)
Machine length (L)	mm	3.807
	mm	4.727