

LI25M

T.C.T. CONICAL SCORING SAWBLADES



PREDREZÁVACÍ PK KÓNICKÝ

Predrezávací pílový kotúč kónický sa používa na rezanie melaminových dosiek zo spodu tak, aby sa zabránilo vytrhávaniu melamínu hlavným pílovým kotúčom. Nastavením hĺbky rezu sa zároveň nastavuje aj jeho šírka.

STANDARD LOW NOISE permaSHIELD

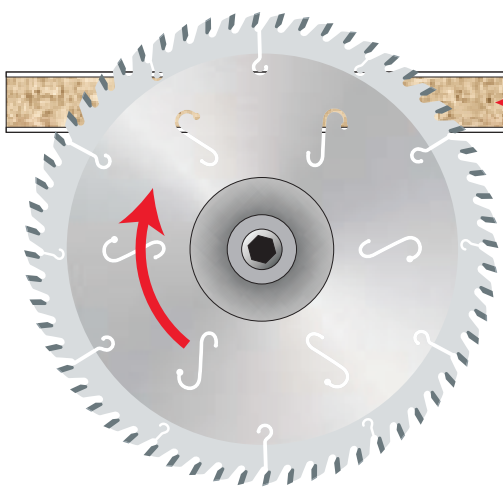
Cod.	D mm	B/b mm	d mm	Z	LI25 M	LI25M SS	LI25M T	FORI TR PIN HOLES
LI25M 28EA3	120	2,8-4,0 / 2,2	20	24	✓			
LI25M 28EB3	120	2,8-4,0 / 2,2	22	24	✓			
LI25M 31BA3	100	3,1-4,3 / 2,2	20	24	✓			
LI25M 31BB3	100	3,1-4,3 / 2,2	22	24	✓			
LI25M 31DA3	115	3,1-4,3 / 2,2	20	24	✓			
LI25M 31EA3	120	3,1-4,3 / 2,2	20	24	✓			
LI25M 31EB3	120	3,1-4,3 / 2,2	22	24	✓			
LI25M 31FA3	125	3,1-4,3 / 2,2	20	24	✓			
LI25M 31FB3	125	3,1-4,3 / 2,2	22	24	✓			
LI25M 34EA3	120	3,4-4,6 / 2,2	20	24	✓			
LI25M 34FA3	125	3,4-4,6 / 2,2	20	24	✓			
LI25M 34FE3	125	3,4-4,6 / 2,2	45	24	✓			
LI25M 34KC3	150	3,4-4,6 / 2,2	30	36	✓			
LI25M 43FA3	125	4,3-5,5 / 3,0	20	24	✓			
LI25M 43FE3	125	4,3-5,5 / 3,0	45	24	✓			
LI25M 43KC3	150	4,3-5,5 / 3,0	30	36	✓			
LI25M 45FA3	125	4,5-5,7 / 3,0	20	24	✓			
LI25M 45FE3	125	4,5-5,7 / 3,0	45	24	✓			
LI25M 45KC3	150	4,5-5,7 / 3,0	30	36	✓			
LI25M 45KE3	150	4,5-5,7 / 3,0	45	36	✓			
LI25M 45LE3	160	4,5-5,7 / 3,0	45	36	✓			
LI25M 45LG3	160	4,5-5,7 / 3,0	55	36	✓			
LI25M 45NA3	180	4,5-5,7 / 3,0	20	36	✓			
LI25M 45PB3	200	4,5-5,7 / 3,0	22	36	✓			
LI25M 45PI3	200	4,5-5,7 / 3,0	65	36	✓			
LI25M 45PF3	215	4,5-5,7 / 3,2	50	42	✓			

 Pag.21

 Pag.22

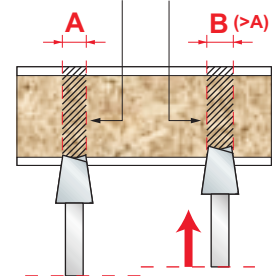
 Pag.21

 Pag.21



Spessore taglio lama principale

Cutting kerf of main sawblade



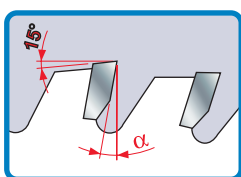
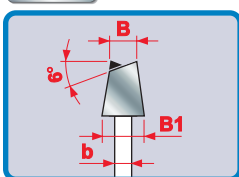
> Same application as LI16M but for use on machines that allow the adjustment of the scoring blade in relation to the panel sizing sawblade kerf.

Cod.	α	Cod.	α
LI25M28EA3	Oi	LI25M34EA3	Oi
LI25M28EB3	Oi	LI25M34FA3	Oi
LI25M31DA3	Oi	LI25M34FE3	Oi
LI25M31EA3	Oi	LI25M43FA3	Oi
LI25M31FA3	Oi	LI25M43FE3	Oi
LI25M31EB3	Oi	LI25M45FA3	Oi
LI25M31FB3	Oi	LI25M45FE3	Oi

Cod.	α	Cod.	α
LI25M34KC3	8j	LI25M45PB3	8j
LI25M43KC3	8j	LI25M45PI3	8j
LI25M45KC3	8j	LI25M45PF3	8j
LI25M45KE3	8j		
LI25M45LE3	8j		
LI25M45LG3	8j		
LI25M45NA3	8j		

B - B1	INCISOREYSCORER	B	LAMA PRINCIPALE Y MAIN SAWBLADE
2,8 - 4,0 mm		2,9 mm	
3,1 - 4,3 mm		3,2 mm	
3,4 - 4,6 mm		3,5 mm	
4,3 - 5,5 mm		4,4 mm	
4,5 - 5,7 mm		4,6 mm	

HOOX



LAMINATI
LAMINATES



Sufficient Sufficient	Buono Good	Ottimo Excellent
--------------------------	---------------	---------------------