

LU3A

HW - LAME PERIL TAGLIO DI PANNELLIBILAMINATI T.C.T. SAWBLADESTO CUT BILAMINATED PANELS

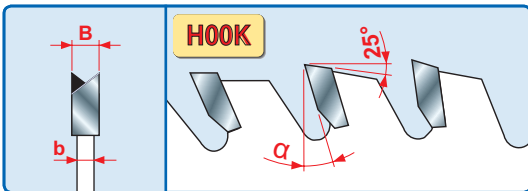
Rif. LU12MSS



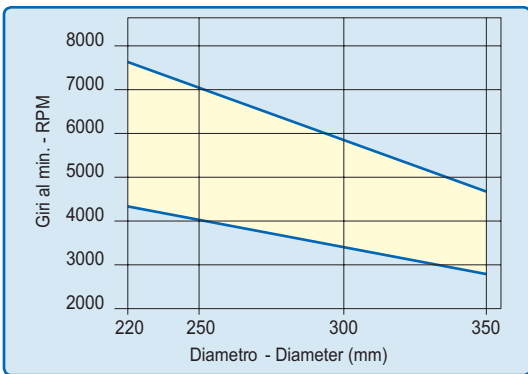

Pílový kotúč so striedavo-šikým, extrémne ostrým zubom umožňuje perfektné rezanie melaminovej drevotrieskovej ako i MDF dosky bez vytrhávania. Špeciálne výrezy absorbujú vibrácie a drasticky redukujú hlučnosť pílového kotúča. Používa sa na formátovacích kotúčových píloch ako i nárezových centrách pre rez bez použitia predrezávacieho pílového kotúča.

	D mm	B mm	b mm	d mm	Z	α	FORI TRASCINAMENTO PIN HOLES	CODICE CODE
	220	3,2	2,2	30	64	-5°	FT01	LU3A 0100 ●
	250	3,2	2,2	30	80	-2°	FT01	LU3A 0200 ●
	300	3,2	2,2	30	96	2°	FT01	LU3A 0300 ●
	350	3,5	2,5	30	108	5°	FT01	LU3A 0400 ●

FT01= 2/7/42 + 2/9/46,4 + 2/10/60



CARATTERISTICHE DEL DENTE / TOOTH'S FEATURES



Minimum and maximum RPM based on the blade diameter.

> Application:

To size bilaminated panels, with perfect finishing on both sides without the employment of the scoring sawblade.

Machines:

Circular vertical saws, panel-sizing machines, portable machines.

Features:

ATB 38° tooth, with variable cutting angle according to the diameter.

Material:

Bilaminated panels with extremely fine coatings, veneered panels.



WOOD COMPOSITED

LAMINATES

	SUFFICIENTE SUFFICIENT	BUONO GOOD	OTTIMO EXCELLENT
WOOD COMPOSITED	[Progressive bar from yellow to red]		
LAMINATES	[Progressive bar from yellow to red]		

Working with spindle under the workpiece



With positive wood stain, the cutting pressure acts over the bearing plane.

Working with spindle over the workpiece



With negative wood stain, the cutting pressure acts over the bearing plane.