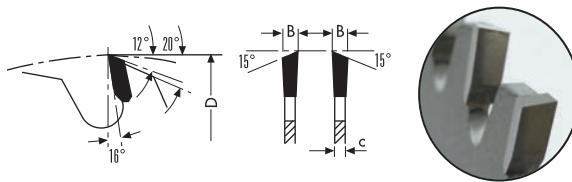


HW SCORING SAWBLADES FOR EDGE BANDING AND SQUARING MACHINES

ART. FM



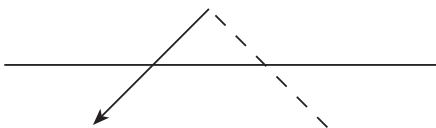
Item	D	d	B/c	Z
FM100.02020	100	20	3,2/2,2	20
FM115.02430	115	30	2,6/1,8	24
FM120.03020	120	20	3,2/2,2	30
FM125.02020	125	20	3,2/2,2	24
FM160.04830	160	30	3,2/2,2	48

HW SCORING SAWBLADES FOR EDGE BANDING AND SQUARING MACHINES (for Art. FP)

Sense of rotation

LEFT hand (type "L")

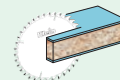
RIGHT hand (type "R")



TEETH FEATURES

- WZ (ATB) alternate top bevel teeth
- HW grade: KCR05+ (K01-C4)

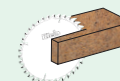
MATERIALS



Double side laminated



Double side veneer



MDF



Chipboard

MACHINES



Panel saw

USEFUL INFORMATION